

SECTION E — EMS Economic & Fiscal Analysis

SECTION E — EMS Economic & Fiscal Analysis

- **Purpose & Necessity Statement**
 - **GFDEMS-001 (4 of 4)**
- **EMS Financial Index**
 - **GFDEMS-002 (4 of 4)**
- **PowerPoint Presentation**
 - **GFDEMS-003 (29 of 29)**
- **EMS Informational Handout**
 - **GFDEMS-004(2 of 2)**



GUAM FIRE DEPARTMENT
DIPATTAMENTON GUAFI GUAHAN
*Professionalism * Respect * Integrity * Dedication * Empathy*



Lourdes A. Leon Guerrero
Maga'hága

Joshua F. Tenorio
Sigundo Maga'láhi

Daren D. Burrier
Atkáden Guafi

Joey C. San Nicolas
Sigundo Atkáden Guafi

May 25th, 2026

MEMORANDUM

To: The People of Guam
From: Fire Chief
Subject: Ambulance Fee Schedule Increase

To whom it may concern,


Enabling Authority of the Guam Fire Department §72106 of Title 10, Guam Code Annotated authorizes the Guam Fire Department to enact a schedule of fees for:

- *Sixty percent (60%) of all monies deposited within the Fund shall be used for the purchase, critical maintenance, and repair of essential emergency rescue and firefighting vehicles, emergency life support and medical equipment, and training for Emergency Medical Technician and Paramedic certifications. Forty percent (40%) of all monies deposited within the Fund shall be used to pay for emergency medical and paramedic certified firefighter salary adjustments required by 4 GCA § 6223 and § 6231 and 10 GCA § 72105.3.*

The Guam Fire Department will increase fees for services upon enactment, as authorized by the **5 GCA Government Operations Chapter 9 Administrative Adjudication Law** to amend Public Law 29-02:

- Exhibit I, Guam Fire Department Schedule of Fees and Charges with Rules and Regulations;
 - Article I, Chapter 2 - Fee Schedule for Ambulance/Other Units Stand-by Services, Emergency and Non-Emergency Patient Transport Services

For more information, see tables and references below, and review uploads on the GFD website <https://gfd.guam.gov/>


Daren D. Burrier

238 Archbishop Flores St. DNA Bldg. 10th Floor Suite 1001 Hagåtña, Guam 96910
Phone: (671) 642-3454 • Fax: (671) 642-2012
Mailing Address: P.O. Box 2950, Hagåtña, Guam 96932

GFDEMS-001 (10F4)

Proposed EMS Service Rates

Code	Service Provided	Adjusted Rate
A0425	Mileage	\$13.19
A0426	Advanced Life Support, Non-Emergency Transport, Level 1	\$539.63
A0427	Advanced Life Support, Emergency Transport, Level 1	\$854.41
A0428	Basic Life Support, Non-Emergency Transport	\$449.68
A0429	Basic Life Support, Emergency Transport	\$719.50
A0433	Advanced Life Support, level 2	\$1,236.63
A0434	Speciality Care Transport	\$1,461.47

Current EMS Service Rates

Code	Service Provided	Rate
A0425	Mileage	\$0
A0426	Advanced Life Support, Non-Emergency Transport, Level 1	\$95
A0427	Advanced Life Support, Emergency Transport, Level 1	\$195
A0428	Basic Life Support, Non-Emergency Transport	\$95
A0429	Basic Life Support, Emergency Transport	\$195
A0433	Advanced Life Support, level 2	\$195
A0434	Speciality Care Transport	\$195

Federal Compliance. The Guam Fire Department shall comply with the most current Centers for Medicare & Medicaid Services (CMS) guidelines, including all subsequent updates, revisions, and amendments thereto. If any provision, rate, or methodology detailed in this document conflicts with the active CMS Ambulance Fee Schedule or is otherwise rendered invalid by federal regulatory changes, the affected provision shall automatically defer to and be superseded by the most current federally recognized and legally acceptable practices.

Annual Updates. The Guam Fire Department's authorized billing company shall review and calculate updated charges in accordance with the prevailing CMS Fee Schedule, 42 CFR Part 414, Subpart H (Sections 414.601–414.626). The billing company shall provide the Guam Fire Department with revised fee schedules annually for public announcement of rate changes.

Disclaimer: The CMS updates the Ambulance Fee Schedule annually, with the new rates going into effect on January 1st of each calendar year.

Proposal of Fee Increase for EMS Ambulance Services

Purpose

The Guam Fire Department (GFD) implemented an EMS Fee Schedule with Public Law 29-02 in 2007. No changes have been made since this implementation. GFD will increase the current charge for emergent and non-emergent ambulance services to allow department personnel to meet and perform at the national-level standards of EMS care.

To support the continued needs of the GFD FLAME FUND, specifically, monies shall be used for the purchase, critical maintenance, and repair of essential emergency service vehicles. To include emergency life support and medical equipment, and training for all fire suppression and ems related certifications.

Objectives

1. Enhance the ability to provide high-quality EMS care in the prehospital setting.
2. Maintain upkeep of technological tools and software utilized for Patient Care Report compliance and CAD capabilities.
3. Maintain upkeep in maintenance costs and purchase vehicles to improve our fleet status.
4. Maintain an adequate amount of medical supplies from our current vendors.
5. Fund resources for training and maintain national-level certifications.

Disclosure

It is recognized that the GFD's current ambulance service rates have been well below the national standards set forth by the Centers for Medicare / Medicaid Services (CMS). With department personnel attaining higher levels of certifications and rising costs of medical supplies and vehicle maintenance, GFD will ensure to continue to provide the highest quality of care to the public.

Reference <https://www.cms.gov/medicare/payment/fee-schedules/ambulance/ambulance-fee-schedule-public-use-files>

Proposed Corrective Action

- Proposed increase based on CMS minimum allowable rate with a 40% Non-Labor Cost addition.

Supporting Material

Please review the documents, references, or attachments provided for this announcement for further information.

Additional Data

[Mulcahy](#), RAND Health Care's Lead Author of the GADCS Report.

Here are the *top findings* from the report that EMS and policy makers need to know – and do something about.

Finding: Across all provider types, the average cost to the agency for an ambulance transport is \$2,673.

Discussion: The GADCS report calculated that across all respondents, the mean cost to complete an ambulance transport was \$2,673. For governmental agencies, the mean cost is \$3,127 and for private-for-profit agencies, the mean cost is \$1,778.

Action: It's important for agencies to quantify and share their cost of service delivery based on per transport, per response and even a per staffed ambulance hour (Unit Hour) basis. This information will help you articulate funding needs and assure you are billing fees are established at a level that helps cover as much of your costs as possible.

Finding: Across all provider and payer types, the mean reimbursement per transport is \$1,147.

Discussion: This means that across all payer classifications, Medicare, Medicaid, commercial insurance, self-pay, etc., on average, ambulance agencies are under reimbursed \$1,526 per transport. We should find ways to maximize revenue by billing fees that attempt to result in a net reimbursement that is close to our cost per transport.

Action: Ambulance agencies should know how to calculate their revenue per transport and implement strategies to enhance their reimbursement.



| EMS Financial Index

Driving Change through Data
and Best Practices

March 2026

GFDEMS-002 (1 OF 4)



Rob Lawrence
 President
 Academy of
 International
 Mobile Healthcare
 Integration (AIMHI)



| Foreword

Reliable data is fundamental to the continued evolution of mobile healthcare. For too long, ambulance and EMS leaders have been asked to make complex operational, workforce, and policy decisions without access to consistent financial benchmarks that truly reflect the realities of modern EMS delivery. The **PWW|AG** EMS Financial Index represents an important step forward in filling that gap

Now in its second year, the **EMS Financial Index** is quickly becoming a valuable resource for EMS leaders, policymakers, and healthcare partners who want a clearer understanding of the financial pressures facing ambulance services across the United States. By compiling standardized financial indicators and trends, the Index shines a light on the economic realities of operating mobile healthcare systems realities that are often misunderstood or overlooked in broader healthcare policy conversations.

At the **Academy of International Mobile Healthcare Integration** (AIMHI), our mission is to advance high-performance EMS and mobile healthcare systems that improve patient outcomes and enhance the value of care delivered in our communities. Achieving that mission requires clinical excellence, AND financially sustainable systems that allow EMS agencies to innovate, invest in their workforce, and expand care models beyond traditional transport-based reimbursement.

Put simply, high-performance systems require both **clinical sophistication and financial sustainability**.

The PWW|AG Financial Index helps illuminate where our industry stands today—and where it must go tomorrow. By highlighting key indicators such as payer mix pressures, reimbursement realities, and operational performance, the Index provides leaders with practical insight to guide strategic planning, inform policy discussions, and strengthen partnerships with hospitals, health systems, and community stakeholders.

Equally important, the Index contributes to something our profession has long needed: a culture of **measurement and benchmarking**. High-performing systems measure what matters, and those measurements drive improvement. As more EMS agencies participate and contribute data, the Index will only grow in value, helping the industry better understand its financial landscape and advocate more effectively for the resources required to deliver care.

On behalf of AIMHI, I commend the team at PWW Advisory Group for their leadership in developing and advancing this important resource. Their work provides the industry with something we have historically lacked—credible, comparable financial data that can help inform both operational decisions and national policy conversations.

The future of EMS will depend on our ability to align **clinical excellence, operational performance, and financial sustainability**. Tools like the PWW|AG EMS Financial Index help move us closer to that goal—and provide EMS leaders with the information they need to guide the next chapter of mobile healthcare.

Introduction

PWW Advisory Group (PWW|AG), in partnership with **EMS|MC**, is honored to provide our next **EMS Financial Index report**. Many EMS agencies across the country are struggling financially, leading to challenges in retaining and recruiting staff, which in turn creates service delivery challenges and even the closure of some EMS agencies.

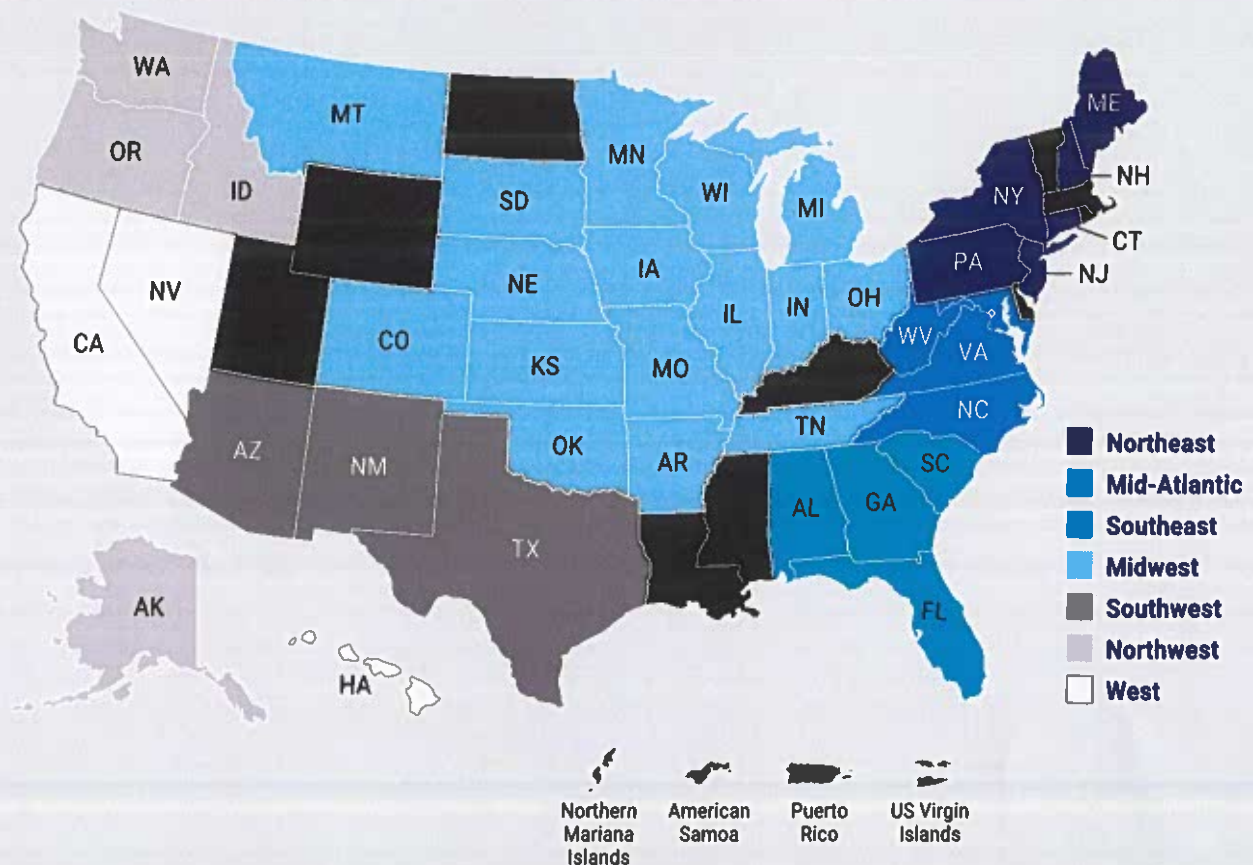
It is our hope that sharing benchmark data, along with best practice recommendations, will help EMS agencies assess their revenue cycle management (RCM) practices and outcomes to improve their financial health.

Index reports are released quarterly, highlighting various revenue cycle benchmarks from the more than **1,500** agencies

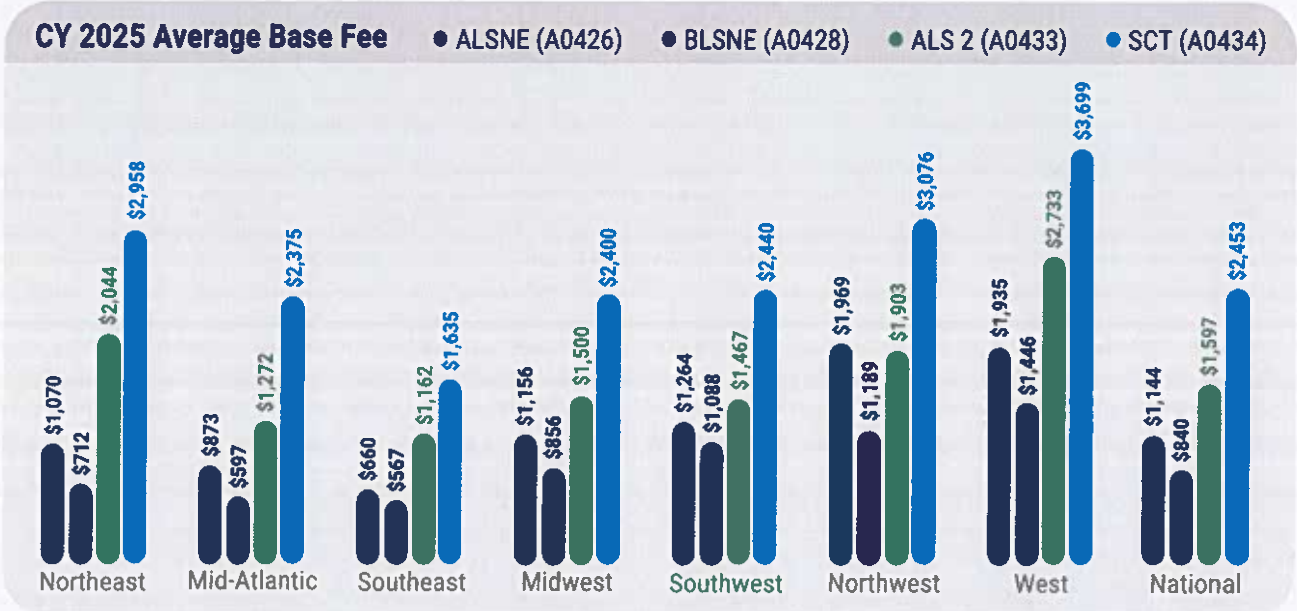
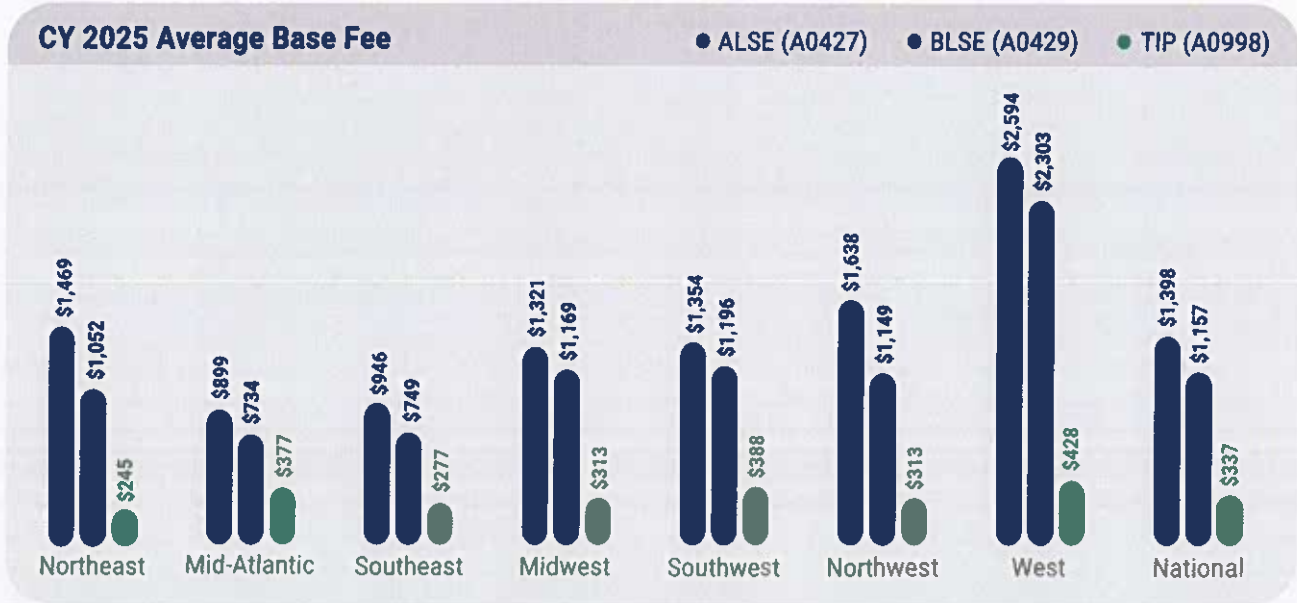
serviced by EMS|MC across the United States. Each report focuses on several consistent themes, along with specialized content for that reporting period.

If you would like additional information on any of the themes, or assistance determining RCM measures for your agency, please do not hesitate to contact us.

Geographic Key



Index: CY 2025 Average Base Fee





Guam Fire Department Proposed Fee Increases



GFD Mission Statement

“The Guam Fire Department will respond to and mitigate all threats to life, property, and the environment in the Territory of Guam and its surrounding waters. This will be accomplished through education, prevention, and an effective response to fire, medical, and environmental emergencies.”





Ambulance Fees



GFDEMS-003 (3 OF 29)

Overview

- **Guam Public Law**
- **Fee Schedule Proposal**
- **Island Growth**
- **Fleet Expenses**
- **Certifications**
- **Comparisons**
- **Expected Outcomes**



Guam Public Law

Public Law 29-02 [Bill 74]

- Chapter 5 > Part II > Exhibit 1 > Article I > Chapter 2 Fee Schedule for Ambulance/ other Units, Standby Services, Emergency and Non-emergency Patient Transport Services

Administrative Adjudication Act

- Title 5 Guam Code Annotated:**
- > **Government Operations**
 - > Division 1 > Ch. 9 Administrative Adjudication Law
 - > Article 3. Rule-Making Procedures

“The original intent of the Administrative Adjudication Law was to establish a uniform method of making, adopting, promulgating, filing and publishing of rules of agencies of the government of Guam. It was intended to promote public participation in the rule-making process.”



GFDEMS-003 (5 OF 29)

***Has not been amended since 2007**

Guam Fire Department's Current Fee Schedule

<i>Centers for Medicare & Medicaid (CMS) - Level</i>	<i>Guam</i>
ALS or BLS Treat, No Transport	None
Basic Life Support (BLS)	\$95
Basic Life Support (BLS) - Emergency	\$195
Advanced Life Support, Level 1 (ALS1)	\$95
Advanced Life Support, Level 1 (ALS1) - Emergency	\$195
Advanced Life Support, Level 2 (ALS2)	\$195
Mileage (Per Loaded Mile)	None

***92.7% below the National Average**

GFD's Fee Schedule Far Below National Standards!

Medicare Ground Ambulance Data Collection System
(GADCS)



- The GADCS report calculated that across all national respondents, the mean cost to complete an ambulance transport was **\$2,673**.
- For governmental agencies, the mean cost is **\$3,127**
- Private-for-profit agencies, the mean cost is **\$1,778**.



Proposed Fee Schedule

Centers for Medicare & Medicaid (CMS) - Level	Guam	CMS Base Rate + 40%	Difference
Basic Life Support (BLS)	\$95	\$449.68	+ \$354.68
Basic Life Support (BLS) - Emergency	\$195	\$719.50	+ \$524.50
Advanced Life Support, Level 1 (ALS1)	\$95	\$539.63	+ \$444.63
Advanced Life Support, Level 1 (ALS1) - Emergency	\$195	\$854.41	+ \$659.41
Advanced Life Support, Level 2 (ALS2)	\$195	\$1,236.63	+ \$1,041.63
Mileage (Per Loaded Mile)	\$0	\$13.19	+ \$13.19

*The Guam Fire Department Ambulance Fee Schedule is subject to change every year to reflect the Center for Medicare & Medicaid Services (CMS) Ambulance Fee Schedule following the CMS Ambulance Inflation Factor

**These rates are based on the provided CMS AIF of 2.0% for 2026*

Special Circumstances Rates

Tier Service	Breakdown of Cost	Rate
Morgue Transport	If accepted, an ambulance that is dispatched to a scene to pick up an expired person <i>(Shall match CMS Base Rate of BLS Non-Emergent)</i>	\$449.68
Interfacility Transfers with Speciality Care	A transfer of a patient from one facility to another at a level of service beyond the scope of an EMT-Paramedic that is on board	\$1,461.47
Medevac with Speciality Care	A transfer of a patient involving the use of an aircraft at a level of service beyond the scope of an EMT-Paramedic that is on board	\$1,461.47
Mileage Per Loaded Mile	<i>Applies to Above Mentioned</i>	\$13.19

*Rates will be adjusted from CMS rates with the 40% increase

Why the Increase?

- **Rising cost** of readiness and response (Emergency Vehicles, Maintenance, Supplies)
- **Increased level** of pre-hospital care provided to the community
- GFD's Fee Schedule remains **far below national standards**





Regional Comparison



<i>Centers for Medicare & Medicaid (CMS) - Level</i>	<i>Guam</i>	<i>CNMI</i>	<i>Difference</i>
Basic Life Support (BLS)	\$95	\$325	- \$230
Basic Life Support (BLS) - Emergency	\$195	\$525	- \$330
Mileage (Per Loaded Mile)	None	\$15.00	- \$15

CNMI - No Advanced Life Support Services





Shared Customer Number Cross Analysis Geographic Practice Cost Index (GPCI)



GFDMS-003
(12 OF 29)

<i>Centers for Medicare & Medicaid (CMS) - Level</i>	<i>Guam</i>	<i>Honolulu, HI</i>	<i>Difference</i>
ALS or BLS Treat, No Transport	None	None	N/A
Basic Life Support (BLS)	\$95	\$2,413.95	- \$2318.95
Basic Life Support (BLS) - Emergency	\$195	\$2,413.95	- \$2,218.95
Advanced Life Support, Level 1 (ALS1)	\$95	\$2,710.40	- \$2,615.40
Advanced Life Support, Level 1 (ALS1) - Emergency	\$195	\$2,710.40	- \$2,515.40
Advanced Life Support, Level 2 (ALS2)	\$195	\$2,710.40	- \$2,515.40
Mileage (Per Loaded Mile)	None	\$33.00	- \$33.00

HI, has a 758% for BLS & 852% for ALS services increase off the CMS base rate to cover their cost.



Similar Coverage Size Cross Analysis



GFDEMS-003 (13 OF 29)

Centers for Medicare & Medicaid (CMS) - Level	Guam	Oceanside, CA	Difference
ALS or BLS Treat, No Transport	None	\$239.17	- \$239.17
Basic Life Support (BLS)	\$95	\$1,243.38	- \$1,148.38
Basic Life Support (BLS) - Emergency	\$195	\$2,546.10	- \$2,351.10
Advanced Life Support, Level 1 (ALS1)	\$95	\$2,827.66	- \$2,732.66
Advanced Life Support, Level 1 (ALS1) - Emergency	\$195	\$3,017.68	- \$2,822.68
Advanced Life Support, Level 2 (ALS2)	\$195	\$3,151.32	- \$2,956.32
Mileage (Per Loaded Mile)	None	\$45.92	- \$45.92

Coastal city in North County San Diego , California [Population: 170,941 (2024)]

Island Growth / Military Build Up

Year	Local Population	Military Build up
2007	164,365	<ul style="list-style-type: none"> • 6,520 Active duty • 7,690 Dependents • 3,610 Civilians
2025 (Current)	169,396	<ul style="list-style-type: none"> • 8,721 Active duty • 8,634 Dependents • 5,535 Civilians
2037 (Projected)	181,141	<ul style="list-style-type: none"> • 15,592 Active duty • 13,165 Dependents • 6,305 Civilians



GFDEMS-003 (14 OF 29)

* 2020 to 2024 Averaging = 16,805 ALS/BLS EMS calls

Increased Expenses

	2007	2026
Fuel [Unleaded]	\$3.28 (per gallon)	\$6.19 (per gallon)
Medical Supplies	\$28,680.54	\$180,198.34
Maintenance	\$110,000	\$165,344.21
Contractual Services	None	\$380,221



**Medical supplies significantly increased due to the demand for pharmaceuticals and the full implementation of Paramedics in 2023*

Maintaining a Fully Stocked Basic Life Support (BLS) Ambulance

GFDEMS-003 (16 OF 29)





After an Emergency

CFDEMS-003 (17 OF 28)



Market Evaluation

DISCLOSURE: The financial data and figures provided in the next slides are strictly estimates of current market values as of 2025/2026 and do not represent guaranteed or actual costs.

Actual maintenance expenses may vary significantly based on Guam's location, local labor rates, inflation, individual dealership pricing, and the unique mechanical condition of each specific piece of equipment mentioned. These figures are intended for general budgeting purposes only and are subject to change in the future.



F.L.A.M.E. REVENUES

GFDEMS-003 (19 OF 29)	FY-26 to date		FY-25		FY-24		TOTAL
	Amount	Percentage	Amount	Percentage	Amount	Percentage	
Ambulance Service - Life Line Billing	\$534,884.20	84.97%	\$589,312.51	77.59%	\$576,670.05	79.06%	\$1,700,866.76
Fire Prevention Fees	\$93,896.70	14.92%	\$169,541.35	22.32%	\$150,971.55	20.70%	\$414,409.60
Standby Fees	\$690.00	0.11%	\$690.00	0.09%	\$1,805.00	0.25%	\$3,185.00
TOTAL	\$629,470.90	100.00%	\$759,543.86	100.00%	\$729,446.60	100.00%	\$2,118,461.36
Projected Ambulance Service Revenue			Amount	Incidents			
			\$8,218,632.59	17,756			
Projected Prevention Revenue			\$605,504	4,844			

What does it cost GFD to Field a new Unit?



Total Cost of stocked and ready
Fire Truck for the 1st Year
\$1,250,000
@12ea. / \$ 15M


Total Cost of stocked and ready
Rescue Unit for the 1st Year
\$1,635,000
@3ea. / \$4.9M



Total Cost of stocked and ready
Ambulance for the 1st Year
\$535,000
@10ea. / \$5.35M

Grand Total:
\$25,250,000

What did it cost GFD to Field its Fleet?



9/12 Fire Trucks
\$11,250,000

2.5 / 3 Rescue Units
\$3,185,500




Grand Total:
\$18,180,500

7/10 Ambulances
\$3,745,000



What does it cost GFD each year to maintain the Fleet?

Life Expectancy Pumps/Engines as Frontline Service (15 years) & Reserve Service (16-25 years)



9/12 Fire Trucks
\$4,500,000

2.5 / 3 Rescue Units
\$1,275,000



Rescue Truck as Frontline (15 years) & Reserve (16-25 years), Boats (10-15 years), Ski (2-3 years), UTV (3-5 years)

7/10 Ambulances
\$1,500,000



Grand Total for 2nd year until
end of service:
\$7,275,000

Life Expectancy as Frontline Service (4-5 years) & Total Life Expectancy (5-10 years)



- The Guam Fire Departments historical practices have been to purchase vehicles through federal grants and programs.
- Nearly all vehicles in current operation have been provided through a grant or a donation from another entity.



Personnel Certifications



GFDEMS-003 (24 OF 29)

01	EMT-Basic	<ul style="list-style-type: none"> • Certifying Body: NREMT • Course Fee: \$3.4k • Exam Fee: \$104 per attempt 	8	ProBoard Fire Inspector	<ul style="list-style-type: none"> • Certifying Body: ProBoard • Certification Fee: \$120 - \$750
02	Advanced EMT	<ul style="list-style-type: none"> • Certifying Body: NREMT • Course Fee: \$3.5k - \$4k • Exam Fee: \$159 per attempt 	9	ProBoard Instructor I	<ul style="list-style-type: none"> • Certifying Body: ProBoard • Certification Fee: \$120 - \$550
03	EMT-Paramedic	<ul style="list-style-type: none"> • Certifying Body: NREMT • Course Fee: \$10k - \$15k • Exam Fee: \$175 per attempt 	10	ProBoard Instructor II	<ul style="list-style-type: none"> • Certifying Body: ProBoard • Certification Fee: \$120 - \$750
04	Firefighter-I (NFPA 1001)	<ul style="list-style-type: none"> • Certifying Body: ProBoard/IFSAC • Certification Fee: \$120+ 	11	ProBoard Pump Operator	<ul style="list-style-type: none"> • Certifying Body: ProBoard • Certification Fee: \$120 - \$750
05	Firefighter-II (NFPA 1001)	<ul style="list-style-type: none"> • Certifying Body: ProBoard/IFSAC • Certification Fee: \$120+ 	12	Fire Officer I	<ul style="list-style-type: none"> • Certifying Body: ProBoard/NFPA 1021/IFSAC • Certification Fee: \$120 - \$750
06	HazMat Awareness (NFPA 1072)	<ul style="list-style-type: none"> • Certifying Body: ProBoard/IFSAC • Certification Fee: \$120+ 	13	Fire Officer II	<ul style="list-style-type: none"> • Certifying Body: ProBoard/NFPA 1021/IFSAC • Certification Fee: \$120 - \$750
07	HazMat Technician (NFPA 1072)	<ul style="list-style-type: none"> • Certifying Body: ProBoard/IFSAC • Certification Fee: \$120 - \$750 	14	Rescue Technician Level 1, 2, 3 (NFPA 1006)	<ul style="list-style-type: none"> • Certifying Body: ProBoard/IFSAC • Certification Fee: \$430 - \$1.5k depending on course level

Initial & Recertification Cost



GFDEMS-003 (25 OF 29)

NREMT

LOCAL

01
Emergency
Medical
Technician (EMT) -
Basic

- NREMT recertification fee: \$37 every 2 years
- Late fee: \$50 + renewal fee

01
Emergency
Medical
Technician (EMT) -
Basic

- Initial: \$75
- Fee: \$50 - \$100 every 2 years

02
Advanced EMT
(AEMT)

- NREMT recertification fee: \$136) every 2 years
- Late fee: \$50 + renewal fee

02
Advanced EMT
(AEMT)

- Initial: \$75
- Fee: \$75 - \$150 every 2 years

03
EMT - Paramedic
(EMT-P)

- NREMT recertification fee: \$175 every 2 years
- Late fee: \$50 + renewal fee

03
EMT - Paramedic
(EMT-P)

- Initial: \$125
- Fee: \$75 - \$150 every 2 years

Prehospital Results

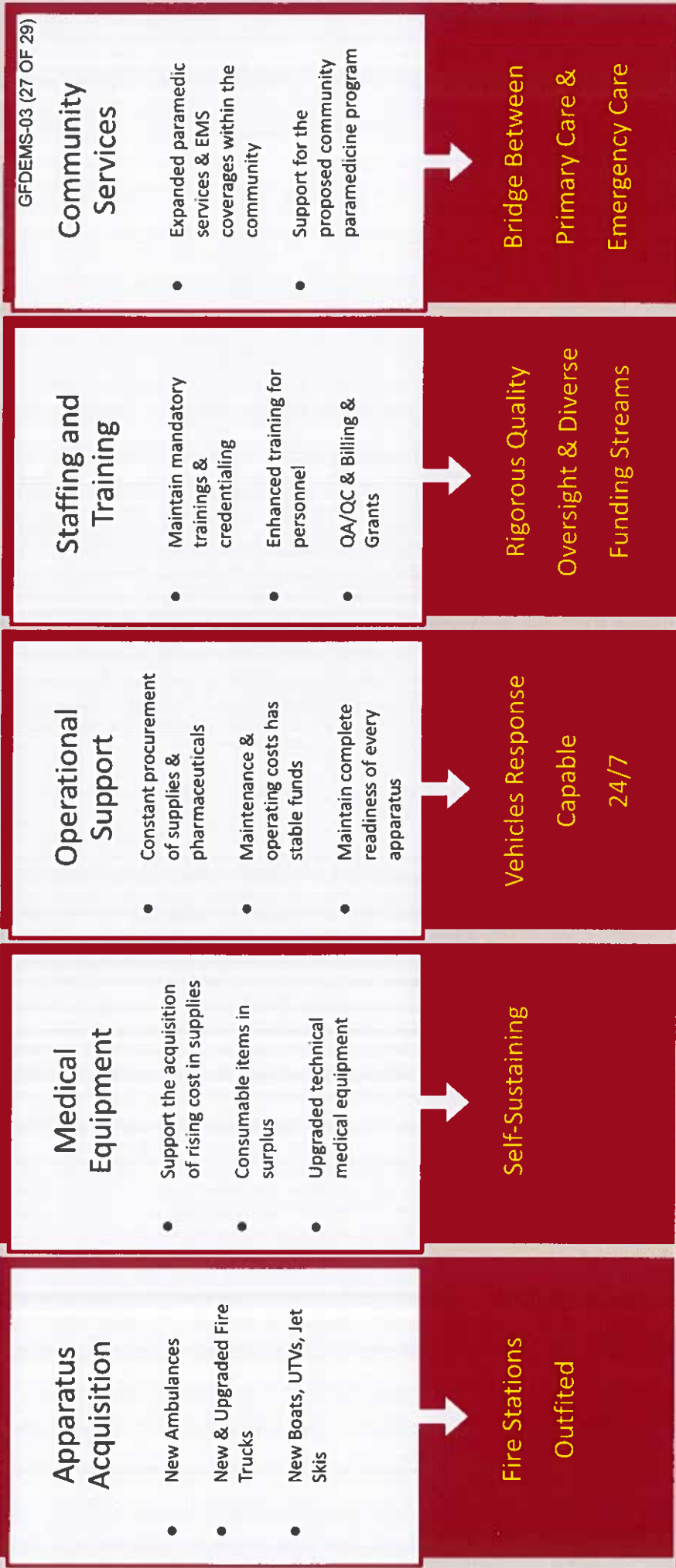
Since the Implementation of Paramedics in 2023

- Increased Prehospital Return of Spontaneous Circulation
 - (117.5% Increase in Prehospital ROSC 2023-2024)


(Return of Spontaneous Circulation (ROSC) - Refers to an individual who was once in cardiac arrest, but revived by an external force (e.g., CPR), leading to the restoration of a regular heartbeat)



Expected Outcomes from the Increase



How GFD will Reach Outcomes



GFDEMS-003 (28 OF 29)

Funds take approximately 2-3 years accruing to purchase vehicles while running operations, consideration of vehicle type life expectancies are involved

Summary

The Guam Fire Department recognizes the need to support and maintain our daily operations.

With an increased level of prehospital care being provided to meet the needs of the people of Guam. The current agency rates do not collect sufficient reimbursement to continue providing services at an acceptable standard.

A change in the ambulance fee schedule is imperative to meet the communities demands and continued growth.

Implementation of the CMS Ambulance Fee Schedule with a 40% fee increase in 2026 will result in the accomplishment of the department's expected outcomes.



For Public Comment or Assistance (ADA)

Contact Information

For questions or further information, please contact the Fire Department, Complete Packet can be found on our website:

- **Phone:** 671 642 3454
- **Email:** guam.fire@gfd.guam.gov
- **Website:** gfd.guam.gov
- **Address:** P.O. Box 2950, Hagåtña, Guam 96932

Thank you for your understanding and cooperation as we work together to improve community safety.



**Guam Fire Department
Proposed Fee
Information**

Thank you for your understanding and cooperation as we work together to improve community safety.

The proposed revisions will be conducted in accordance with the requirements of the Administrative Adjudication Act (AAA), codified under Chapter 9 of Title 5 Guam Code Annotated (5 GCA § 9101 et seq.).

Frequently Asked Questions (FAQ's)

Q: Why are the fees being raised?

- The increase helps cover the rising costs of providing EMS and fire protection services, including staffing, equipment maintenance, and training.

Q: Who is affected by these changes?

- All persons transported by an EMS Service.

- Residents, business owners, and event organizers who require fire permits, inspections, or responses will be affected by the fee increases.

Q: How can I pay the fees?

- All payments for EMS fees are to be made with the billing company that can be found on the department website

- Inspection fees can be made at the Permit Center, Department of Public Works.

Q: Will there be any Inspection exemptions or waivers?

- Fee waivers may be considered for certain circum community groups or organizations. Please contact the fire department for more information.

GFDEMS-004(10F2)

New Fire Prevention Fees

1. Fire Inspection Fees:

- \$150 first inspection (Previously: \$0)
- \$75 reinspection (Previously: \$30)

2. Plan Review

- \$1 - \$400,000: **0.15%** of facility value
- \$400,001 - \$800,000: **0.25%** of facility value
- \$800,001 or more: **0.3%** of facility value

3. High Pile Combustible Storage

- \$425 Annual (Previously: \$35)
- 4. Places of Assembly**
- Occupant Load 301 - 1,000
\$265.00 Each (Previously: \$18.00)
- \$480.00 Annual (Previously: \$35.00)

Purpose

To inform the public of upcoming changes to fire department fees. These changes are designed to support the fire department's operations, improve public safety, and ensure the sustainability of services provided to the community.

Effective Date

The new fees will take effect upon completion of the AAA process

Overview of Fee Changes:

Reason for Increase:

- The cost of providing fire services has risen due to inflation, increased operational costs, and the need to upgrade equipment and infrastructure.
- The increase will support essential fire prevention programs, emergency response capabilities, and community outreach efforts.

IMPACT OF FEE INCREASES

Public Safety: The increase in fees will help ensure that the fire department has the resources necessary to maintain high standards of service, including timely emergency response and adequate training for personnel.

Fire Prevention: Funds from the new fees will be used to strengthen community fire prevention initiatives, including fire safety education and training programs for residents and businesses.

Infrastructure and Equipment: The fee increases will contribute to the purchase and maintenance of essential equipment, including fire trucks, hoses, and personal protective gear.

New EMS Fees

EMS Response Fees:

- BLS, Non-Emergency: **\$449.68**
- ALS, Level 1: **\$539.63**
- BLS Emergency: **\$719.50**
- ALS Emergency Level 1: **\$854.41**
- ALS level 2: **\$1,236.63**
- Speciality Care: **\$1,461.47**
- Mileage: **\$13.19**

GFDMS-004(20F27)